TYPICAL THRUST BLOCK PVC C900

Figure 1. Examples of Thrust Blocks (specific requirements will be dictated by job condition)

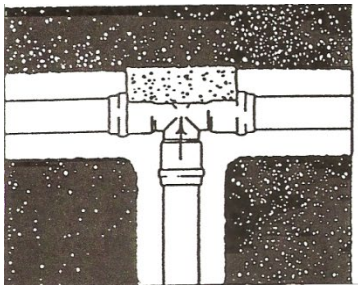

Thru line connection, tee

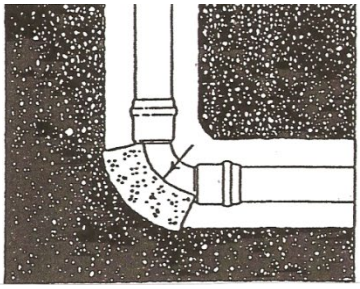

Direction Change, elbow

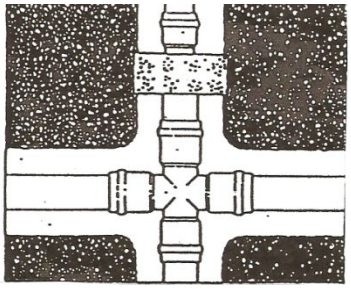

Change line size, reducer

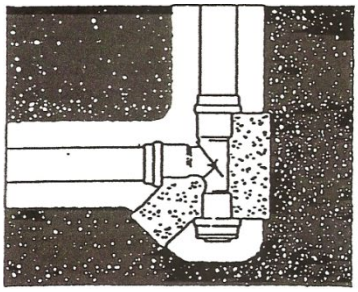

Direction change, tee used as elbow



Valve Anchor

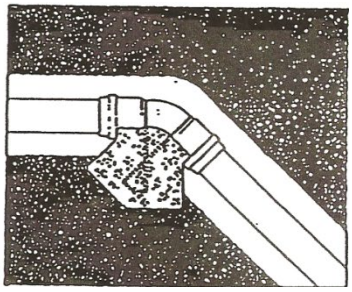

Direction change vertical, bend anchor

Table 1. Thrust Developed Per 100 P.S.I. Pressure (lbs. force)

Pipe Size	Fitting 90 Elbow	Fitting 45 Elbow	Valves, Tees, Dead Ends
1 1/2	300	200	200
2	500	300	400
3	1,000	600	800
4	1,800	1,100	1,300
6	4,000	2,300	2,900
8	7,200	4,100	5,100
10	11,200	6,300	7,900
12	16,000	9,100	11,300

Note: Thrusts from greater or lesser pressures may be proportioned.

Table 2. Estimated Soil Bearing Capability

Soil Type	lbs/ft
Muck, Peat, etc	0
Soft Clay	500
Sand	1,000
Sand and Gravel	1,500
Sand and Gravel with Clay	2,000
Sand and Gravel with Cemented with Clay	4,000
Hard Plan	5,000

Note: Values are estimated for horizontal thrusts at depths of burial which exceed 2 ft.